



E180


 Bluetooth®




V-BELT



FLAT BELT

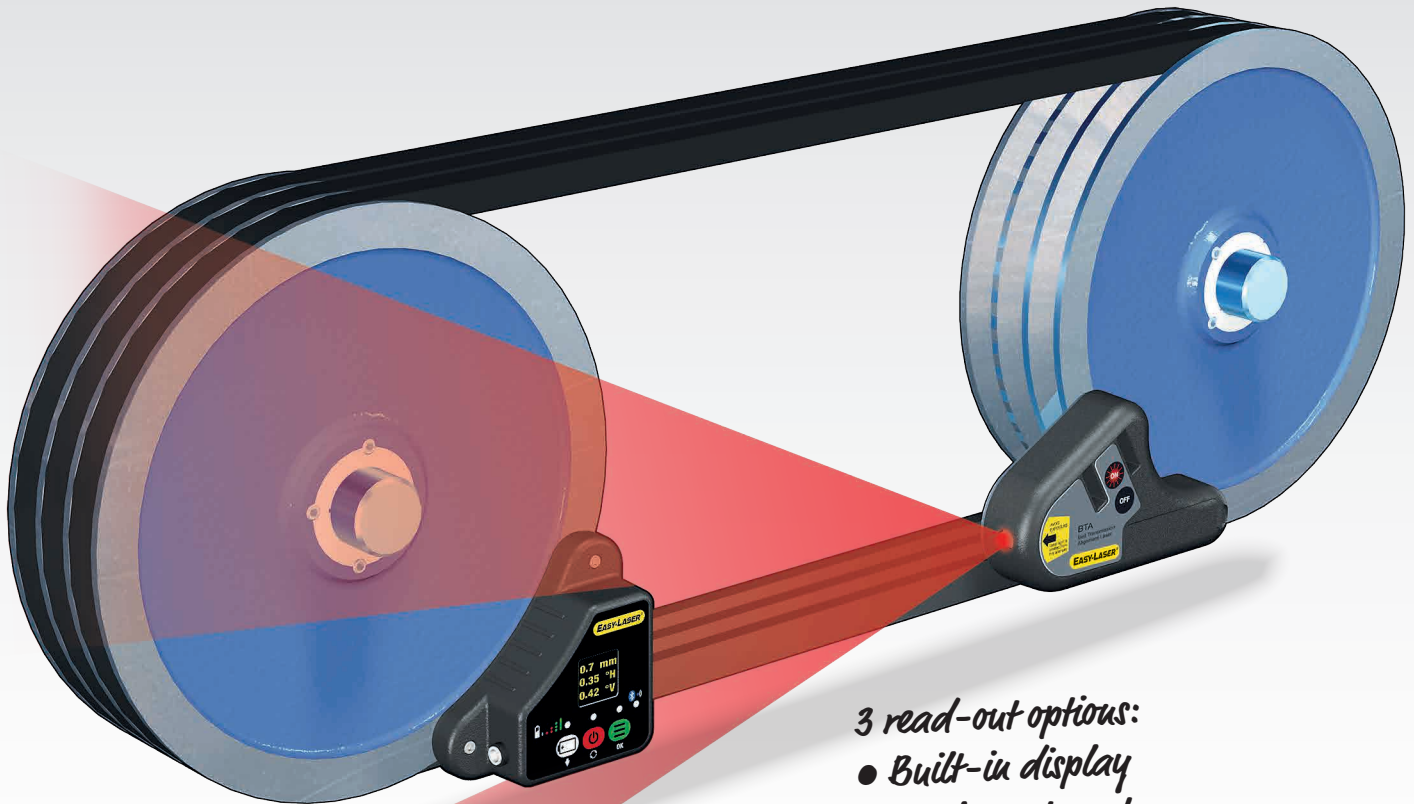


TIMING BELT



CHAIN DRIVES

Fits almost any kind of sheave!



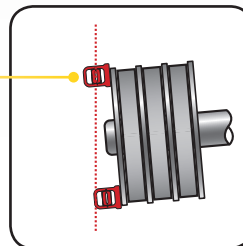
3 read-out options:

- Built-in display
- Analogue targets
- Connect to display unit*

Built-in display:
Offset (mm or inch)
Horizontal angle
Vertical angle



Targets:
Aligned when
laser hits slots
at both targets



Display unit:
Full graphic
interface with
possibility to docu-
ment the result*



BELT ALIGNMENT

Alignment of belts, sheaves and pulleys with digital precision

EASY-LASER®

- The adjustment values are always displayed live
- Much faster and more accurate than measuring with earlier, conventional methods
- Alignment can be made by one operator
- Also suitable for non-magnetic sheaves
- Save and document the results *
- Read off alignment results continuously where the adjustment is made *

* Display unit not included. Possible when used together with an Easy-Laser® display unit from a shaft alignment or geometric measurement system.

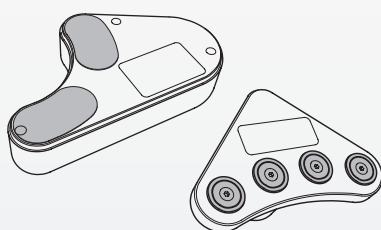
EXTEND THE LIFE OF BELTS AND SHEAVES

EASY TO USE

Easy-Laser® BTA is attached in a few seconds (magnets) with the laser transmitter on one of the sheaves and the detector on the other. The program guides the user on how to mount the units. The transmitter generates a laser plane parallel to the reference sheave. The detector reads the position in relation to the laser plane and provides a live digital display of both offset and angular value. This makes the alignment of the adjustable machine very simple. The accuracy of the digital readout also means that you can align within prescribed tolerances and rely on the result. Using a separate display unit* makes it all even easier, as you can read off and follow the adjustment at the precise point on the machine where the adjustment is made.


ALIGNMENT SAVES MONEY

When aligning with the Easy-Laser® BTA you reduce the wear on sheaves/pulleys, belts, bearings and seals as well as reducing vibration. Increased efficiency also means large energy cost savings. Especially transmissions with two or more belts, or wide belts, are highly affected by misalignment, causing large differences in belt tensions and also increased wear and tear on edges.

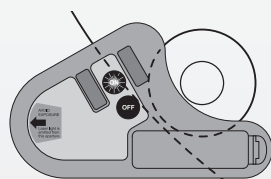


Magnetic reference surface on both transmitter and detector for easy attachment to the sheaves.

On non-magnetic sheaves the units can be mounted with double sided tape, thanks to the low weight.



Difference in belt forces.



Thanks to the clever design the units fit small as well as large sheaves.



TECHNICAL DATA

Easy-Laser® E180 BTA, Part No. 12-0796

1	Laser transmitter
1	Detector
2	Targets
1	Charger (100–240 V AC) with cable
1	Carrying case, WxHxD: 270x225x80 mm [10.6"x8.8"x3.1"]

Laser transmitter

Sheave diameters	Ø60 mm [2.5"] and larger
Laser class	2
Output power	<1 mW
Laser wavelength	635–670 nm
Beam angle	60°
Accuracy	Laser plane – Reference plane: Parallelity: < 0.05°, Offset < 0.2 mm [0.008"]
Battery type	1xR6 (AA) 1.5 V
Battery operation	8 hours continuously
Material	ABS plastics / Hard anodized aluminium
Dimensions	WxHxD: 145x86x30 mm [5.7x3.4x1.2"]
Weight	270 g [9.5 oz]

Detector unit

Measurement distance	Up to 3 m [9.8'] between Transmitter and Detector
Measurement range	Axial offset: ±3 mm [0.12"], Angular value: ±8°
Display type	Yellow OLED 96x96 pixels
Connection	Bluetooth® wireless technology
Battery type	Li-Po
Battery operation	5 hours continuously
Material	ABS plastics / Anodized aluminium
Dimensions	WxHxD: 95x95x36 mm [3.7x3.7x1.4"]
Weight	190 g [6.7 oz]

*The E180 BTA can be used as a separate tool. It also works with the BTA program in the display unit of system E710, E540, E530, and most of the E9xx systems.

CONNECT TO A DISPLAY UNIT

Using a separate display unit* makes it all even easier, as you can read off and follow the adjustment at the precise point on the machine where the adjustment is made.

You can also save the results in the display unit's internal memory and produce a PDF report.

*Possible with system E530, E540, E710 and most of the E9xx systems. Ask your dealer for more information.




Fig. 1. The program guides you on how to mount the units on the sheaves.

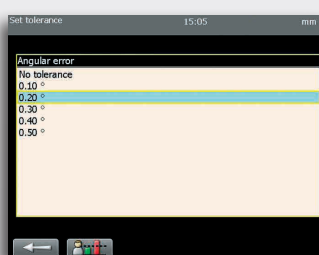


Fig. 2. You can set a tolerance of 0.10°–0.50°, or a value you specify yourself.




Fig. 3. Shim and adjustment values are displayed live for easy alignment. Green values=within tolerance, red=outside.

Easy-Laser® is manufactured by Damalini AB, Alfagatan 6, 431 49 Mölndal, Sweden, Phone +46 31 708 63 00, Fax +46 31 708 63 50, email: info@damalini.se, www.damalini.com
© 2013 Damalini AB. We reserve the right to make modifications without prior notification.
Easy-Laser® is a registered trademark of Damalini AB.
This product complies with: EN60825, 21 CFR 1040.10 and 1040.11
This device contains FCC ID: PVH0925, IC: 5325A-0925.
Extend the warranty from 2 to 3 years by registering your system on the Internet.



05-0621 Rev2
ISO9001
CERTIFIED



Autoryzowany Przedstawiciel:

AS INSTRUMENT POLSKA

05-075 Warszawa-Wesoła, Ul. Dzielna 21

Tel. +48 22 773 46 62 Faks : +48 22 773 46 68

www.asinstrument.com.pl

e-mail : askrz@asinstrument.com.pl